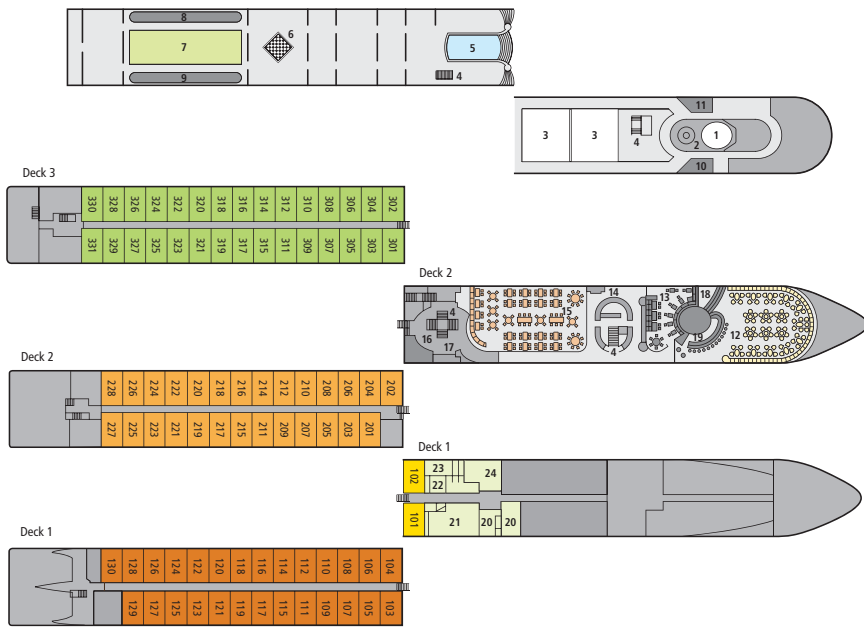


DECK AND CABIN PLANS RHÔNE/SAÔNE

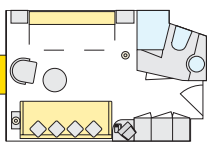
A-ROSA LUNA / A-ROSA STELLA

DECKS

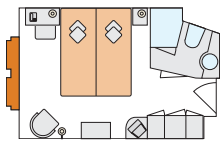



- 01 Wheelhouse
- 02 Light dome
- 03 Awnings
- 04 Stairs
- 05 Swimming pool
- 06 Giant chess board
- 07 Putting green
- 08 Shovelboard
- 09 Games area
- 10 Drinks and beverages buffet
- 11 Grill buffet
- 12 Lounge
- 13 Day lounge/Wine bar
- 14 Buffet
- 15 Market restaurant
- 16 Reception
- 17 Lobby
- 18 Dance floor/Stage
- 19 Bar
- 20 Massage/Beauty
- 21 Gym
- 22 Steam sauna/Organic sauna
- 23 Finnish sauna
- 24 Relaxation room

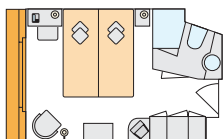

CABIN FLOOR PLANS





S 2-bed outside cabin, with extra bed, 14.5 m²
Deck 1



A 2-bed outdoor cabin, 14.5 m²
Deck 1



C 2-bed outside cabin, Juliette balcony, 14.5 m²
Deck 2



D 2-bed outside cabin, Juliette balcony, 14.5 m²
Deck 3

SHIPYARD: Neptun Werft GmbH, Warnemünde
PASSENGERS: max. 174 guests
CABINS: 86 outside cabins per ship
LENGTH: 125.8 m
WIDTH: 11.4 m
SPEED: max. 24 km/h
POWER: 2 x 800 kW/a total of 2,174 hp
YEAR OF CONSTRUCTION: 2005 A-ROSA LUNA;
A-ROSA STELLA
FLAG: Germany

The windows can only be opened in the cabin category of 2-bed outside cabin C and D with Juliette balcony.