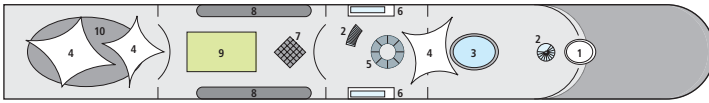


DECK AND CABIN PLANS DANUBE

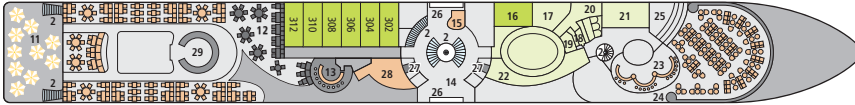
A-ROSA BELLA / A-ROSA DONNA / A-ROSA MIA / A-ROSA RIVA

DECKS

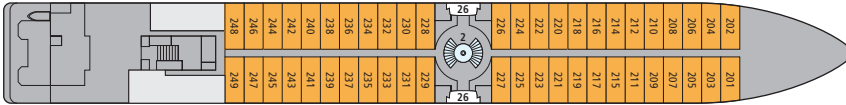
Deck 4



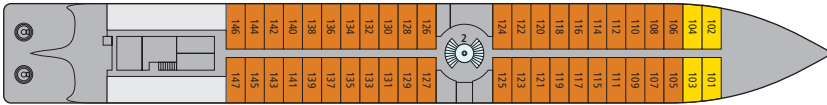
Deck 3



Deck 2

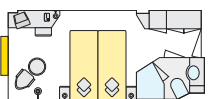


Deck 1

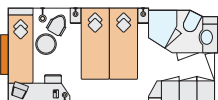


- 01 Wheelhouse
- 02 Stairs
- 03 Swimming pool
- 04 Awnings
- 05 Light dome
- 06 Gangway
- 07 Giant chess board
- 08 Shovelboard
- 09 Putting green
- 10 Grill station
- 11 Restaurant outdoor area
- 12 Day lounge/Market restaurant
- 13 Café-bar
- 14 Lobby
- 15 Reception
- 16 Massage/Beauty
- 17 Finnish sauna
- 18 Organic sauna
- 19 Changing rooms
- 20 Massage showers
- 21 Relaxation area
- 22 Gym
- 23 Bar
- 24 Lounge
- 25 Stage/Dance floor
- 26 Entrance
- 27 Toilets
- 28 Shop
- 29 Market restaurant/Buffer area

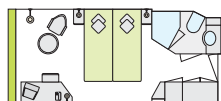
CABIN FLOOR PLANS



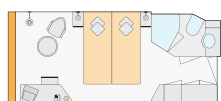
- S** 2-bed outside cabin,
14,5 m²
Deck 1




- A** 2-bed outside cabin,
with extra bed,
15,5 m²
Deck 1




- B** 2-bed outside cabin,
with panorama window,
16,5 m²
Deck 2




- C** 2-bed outside cabin,
Juliette balcony,
16 m²
Deck 3



A



B



C

SHIPYARD: Neptun Stahlbau GmbH,
Warnemünde
PASSENGERS: max. 242 guests
CABINS: 100 outside cabins per ship
LENGTH: 124.5 m
WIDTH: 14.4 m
SPEED: max. 24 km/h
POWER: 2 x 800 kW/
a total of 2,174 hp
YEAR OF CONSTRUCTION: 2002 A-ROSA BELLA;
2002 A-ROSA DONNA; 2003 A-ROSA MIA; 2004
A-ROSA RIVA
FLAG: Germany

The windows can only be opened in the cabin
category of 2-bed outside cabin C with Juliette
balcony.