

m/s *Paul Gauguin*

Receiving a collection of new awards and recognitions consistently, *The Gauguin* is still cruising the warm waters of the South Seas with the same luxury and joyful spirit our guests experienced 16 years ago.

Join us in 2015 for your unforgettable journey of a lifetime!



Window Stateroom



Balcony Stateroom



Veranda Stateroom




Veranda Suite



Grand Suite



Owner's Suite
OS 701

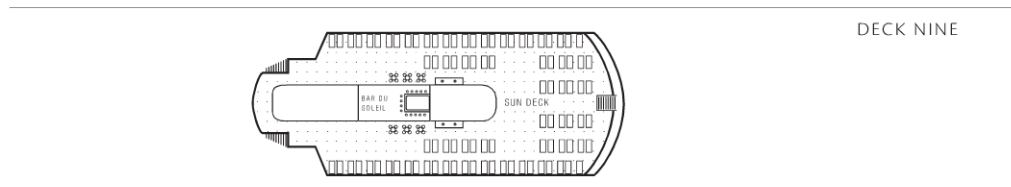


Owner's Suite
OS 7002

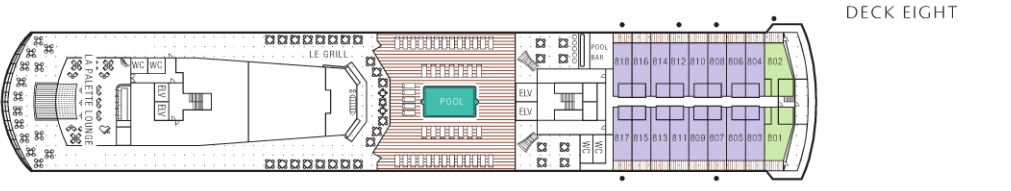
Capacity 332 Guests
 Crew 217 / International
 Crew-to-Guest Ratio ... 1:1.5, one of the highest
 of any cruise ship
 Officers European & International

Registry Bahamas
 Shipyard Chantiers de l'Atlantique
 (Saint Nazaire, France)
 Length 513'
 Width 71'
 Draft 16.9'

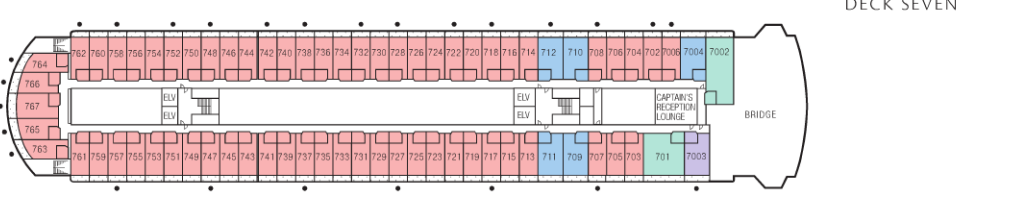
Tonnage 19,200 Tons
 Maximum Speed 18 Knots
 Passenger Decks 7
 Call Letters FNPG
 Propulsion System Diesel Electric



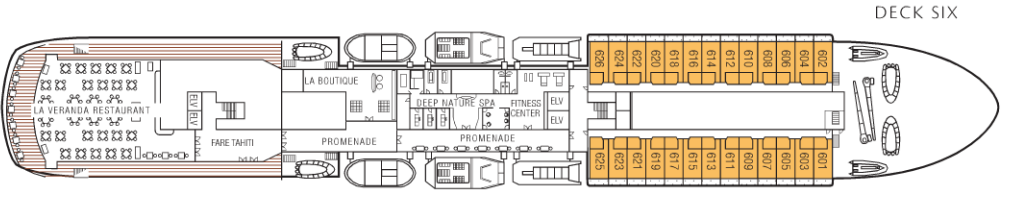
DECK NINE



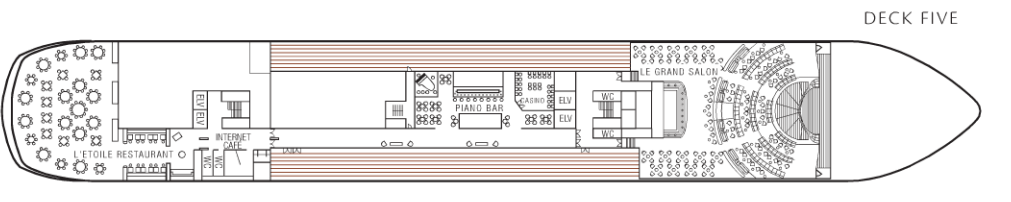
DECK EIGHT



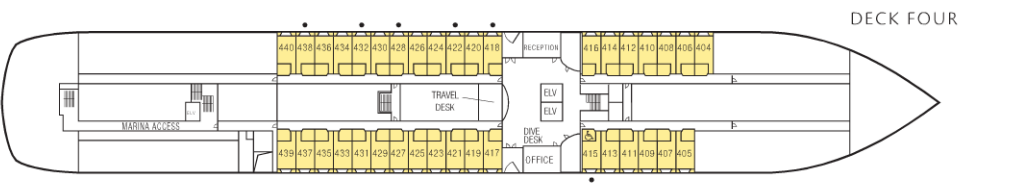
DECK SEVEN



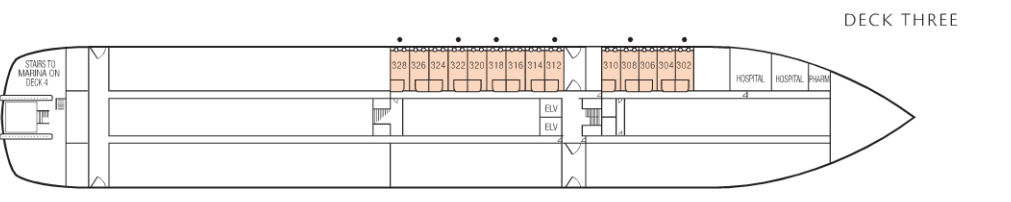
DECK SIX



DECK FIVE



DECK FOUR



DECK THREE

- OS Owner's Suite
- GS Grand Suite
- A Veranda Suite
- B Veranda Stateroom
- C Balcony Stateroom
- D Balcony Stateroom
- E Window Stateroom
- F Porthole Stateroom

• Denotes room with two twin beds that convert to a queen. Room 801 offers a king-size bed.

TRIPLE OCCUPANCY STATEROOMS

Loveseat-convertible beds are available in the following staterooms:

All Categories OS, GS, A and B

Category C: 12 staterooms (those ending in 6 and 8— with the exception of 7006 and 766)

Category D: 5 staterooms (those ending in 6 and 8)

Category E: 11 staterooms (those ending in 5, 6 and 8 — with the exception of 415, which can accommodate a rollaway bed)

Note: Loveseat beds are slightly smaller than a standard twin bed but can comfortably accommodate an average-size adult.

Room 415 is wheelchair accessible.

Suites and staterooms range from 200 to 588 square feet. This measurement includes balconies and verandas in categories D and above.