

To book your vacation, visit celebritycruises.com,
call us at 1-800-852-7239, or contact your travel agent.

A SHIP DESIGNED TO DEPART
FROM THE EXPECTED.

Designed in 3-D. Every detail fine-tuned.

Celebrity

EDGESM

Celebrity **X** Cruises[®]
SAIL BEYOND BORDERS

All images of Edge are artistic renderings based on current development concepts, which are subject to change without notice.
Celebrity Edge and Edge are trademarks of Celebrity Cruises. ©2017 Celebrity Cruises. Ships' registry: Malta and Ecuador.



*"Celebrity Edge to take guests on Magic Carpet ride" - **Travel Weekly***

*"This New \$5 Billion Class of Cruise Ships Exceeds the Boundaries of Innovation" - **Architectural Digest***

*"This New Cruise Ship Suite Will Have a Better View Than the Captain Does" - **Condé Nast Traveler***

*"Celebrity Bets Big on Outdoor Spaces for New Cruise Ship" - **Skift***





NATE BERKUS
EDGE DESIGN AMBASSADOR

As part of an exclusive partnership, design icon Nate Berkus was brought on board as the Design Ambassador for our newest class of ships. With his global aesthetic, forward-thinking style, and distinctive personality, Nate is the perfect fit to showcase Celebrity's cutting-edge innovation and breathtaking design.

"Celebrity is committed to delivering the very best in luxury design. Their attention to the overall experience, the level of detail and care, that is what really stood out for me. I love the idea that we can travel beautifully, and that every moment of the experience—from start to finish—is exceptional. That's what Celebrity Edge is all about."

—Nate Berkus


Celebrity Edge Design

We selected a globally renowned design team whose fresh perspectives helped us leave traditional thinking in our wake and make a bold, modern luxury statement.



KELLY HOPPEN, MBE
ACCOMMODATIONS AND THE RETREAT

International designer Kelly Hoppen took the lead on the design of the ship's staterooms and suites—bringing her deceptively simple, warm, harmonious design sense into the spaces that serve as guests' primary vacation retreat. When asked what drew her to the project, Hoppen says, "It was exciting to explore the precise balance between the excitement of travel and the comfort of a luxurious personal space."



TOM WRIGHT OF WKK
OUTDOOR PUBLIC SPACES

"In the port or at sea, Celebrity Edge stands out with its forward-thinking, transformational modern design." World-renowned for his striking creations like the Burj Al Arab Hotel in Dubai, Tom Wright was the clear choice to lead the charge on designing open decks and the distinct exterior profile.





Space designed by Kelly Hoppen

Edge stateroom with Infinite Veranda

The most transformational aspect of our stateroom design is the introduction of the Edge Stateroom with Infinite VerandaSM. These incredible rooms take our standard veranda stateroom and, with the touch of a button, blur—even erase—the boundaries between inside and outside living space

Bookings now open. Availability limited. Visit celebritycruises.com, call us at 1-800-852-7239, or contact your travel agent.

Brilliant innovation gives you open air access to the sea whenever you wish.



Space designed by Kelly Hoppen

Iconic Suite

Introducing our most luxurious and spacious suites in the fleet, our new Iconic Suites. Positioned high on top of the ship, above the bridge, the Iconic Suites offer sweeping, panoramic views from front to back. Each suite boasts 2 bedrooms and 2 bathrooms and more than 2,500 opulent square feet, including the expansive outdoor space.

For the ultimate in luxury and indulgence, there's no other way to go than Iconic.



Space designed by Kelly Hoppen



Space designed by Kelly Hoppen

Penthouse Suite

*A luxuriously intimate environment
that rivals the best boutique hotels.*

Exactly what you'd expect from a Penthouse Suite, these generous residences indulge you with luxuriously intimate environments that rival the best boutique hotels in the world. They feature two bedrooms, two bathrooms, a spacious living and dining area, and a terrace with private hot tub for a grand total of 1,575 square feet.

Bookings now open. Availability limited. Visit celebritycruises.com, call us at 1-800-852-7239, or contact your travel agent.



Space designed by Kelly Hoppen

Edge Villa

*Unique design seamlessly blends
indoor and outdoor living.*

These two-story luxury residences are the first of their kind in the fleet. Each offers a spacious 950 square feet of split-level splendor that seamlessly blends indoor and outdoor living. With one bedroom and two bathrooms, they're perfect for up to four guests. Edge Villas are full of open and airy environments that truly invite the outside in—and vice versa.



Venue designed by Kelly Hoppen

The Retreat

An exclusive sanctuary for every Suite Class guest on board.

Introducing an exclusive sanctuary designed just for Suite Class guests. The Retreat elevates pampering to incredible new heights with a personal concierge at The Retreat Lounge, private dining

in Luminae @ The Retreat, and a stylish country club vibe at The Retreat Sundeck, Pool, and Pool Bar. All indulgent. All complimentary. All private and exclusive to every Suite Class guest.

Bookings now open. Availability limited. Visit celebritycruises.com, call us at 1-800-852-7239, or contact your travel agent.



Venue designed by Tom Wright

Magic Carpet

An outward-facing sanctuary that transforms into four exciting venues.

Welcome to one of the best places to take in views from the water's edge. Magic Carpet is the world's first cantilevered, floating platform that reaches heights of 13 stories above sea level. Majestically situated on

the starboard side of the ship, it makes Celebrity Edge's sleek profile recognizable from miles away. Designed with comfortable seating, a full bar, and space for live music performances, it truly is a destination itself.



Venue designed by Tom Wright



Venue designed by Tom Wright

Rooftop Garden

One of the most carefree Resort Deck spaces is the Rooftop Garden, a living urban playscape designed to awaken the inner-child in all of us. It's a lively, spacious environment perfect for slowing

down, wandering, and daydreaming. The Rooftop Garden is full of unexpected pleasures both day and night. Your imagination is your guide in this fantastic garden escape.

*Designed to awaken
the inner child in all of us.*

Rooftop Garden Grill

Feeling hungry? There's absolutely no reason to interrupt your inner child at play. Satisfy your cravings with gourmet burgers, brisket, and BBQ at the Rooftop Garden Grill. Nestled perfectly in its own

delicious corner of the Rooftop Garden, pop in for lunch or dinner—and the most incredible garden and ocean views around.

Bookings now open. Availability limited. Visit celebritycruises.com, call us at 1-800-852-7239, or contact your travel agent.



Venue designed by Tom Wright

The Resort Deck

The Resort Deck is unlike any other outdoor space at sea—or anywhere. Here, you'll find endless ways to enjoy the outdoors and connect with the sea, including the Rooftop Garden, the adults-only

Discover endless ways to enjoy the outdoors and connect with the sea.

Solarium pool, and the Main Pool—an asymmetrical space surrounded by an outward-facing, terraced pool deck, so while unwinding poolside, the ocean views become the main focal point.

Bookings now open. Availability limited. Visit celebritycruises.com, call us at 1-800-852-7239, or contact your travel agent.



Venue designed by Tom Wright

Solarium

On the Resort Deck you'll also find one of the most popular spots on every Celebrity Ship—the Solarium—a covered pool area where adults can unwind in modern luxury style. The Solarium features

The perfect place to restore your tan—and your sanity.

a 3-dimensional art wall that represents the beautiful colors and movement of the ocean. It's the perfect complement to the serene atmosphere where you can restore both your tan and your sanity.

- IC

PS

EV

RS

CS

S1

S2

S3

Iconic Suite

Penthouse Suite

Edge Villas

Royal Suite

Celebrity Suite

Sky Suite 1

Sky Suite 2

Sky Suite 3
- A1

A2

C1

C2

C3

AquaClass® 1

AquaClass 2

Concierge Class 1

Concierge Class 2

Concierge Class 3
- E1

E2

E3

E4

ES

SV

1A

1B

Edge Stateroom w/ Infinite Veranda™ 1

Edge Stateroom w/ Infinite Veranda 2

Edge Stateroom w/ Infinite Veranda 3

Edge Stateroom w/ Infinite Veranda 4

Edge Single Stateroom w/ Infinite Veranda™

Sunset Veranda Stateroom

Deluxe Ocean View Stateroom w/ Veranda 1A

Deluxe Ocean View Stateroom w/ Veranda 1B
- IO

6

7

8

9

10

11

12

Panoramic Ocean View Stateroom

Deluxe Ocean View Stateroom 06

Ocean View Stateroom 07

Ocean View Stateroom 08

Deluxe Inside Stateroom 09

Deluxe Inside Stateroom 10

Deluxe Inside Stateroom 11

Inside Stateroom 12
- ★

▲

✂

♿

Quad - Double Sofa

Triple - Single Sofa

Occupancy - Six

Connecting Staterooms

Inside Stateroom Door Location

Wheelchair Accessible Stateroom

Featuring Roll-in Shower



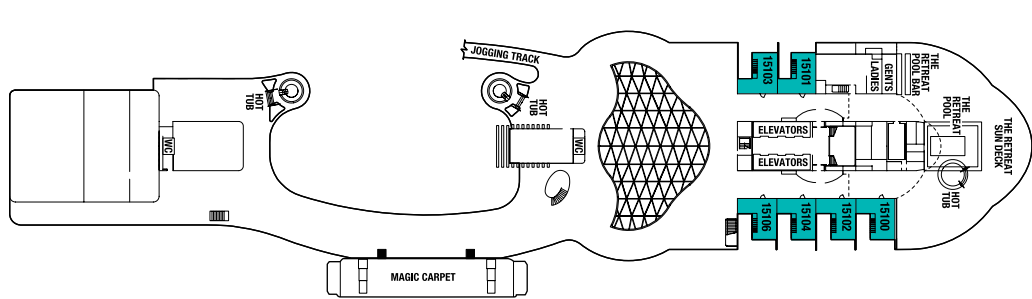
Visit celebritycruises.com/edge for more reveals throughout 2017.

CELEBRITY EDGESM
DECK PLANS

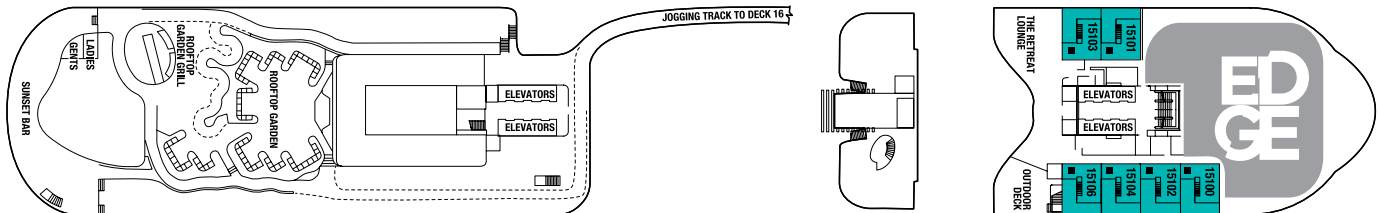
FOR THE MOST UP-TO-DATE DECK PLANS.
Visit celebritycruises.com/edge.

Visit celebritycruises.com/edge for more reveals throughout 2017.
Deck plans are not drawn to scale. Deck numbers reflect upper guest levels.
For an interactive deck plan experience, 360° virtual tours of stateroom categories, and the most up-to-date deck plans, visit celebritycruises.com.

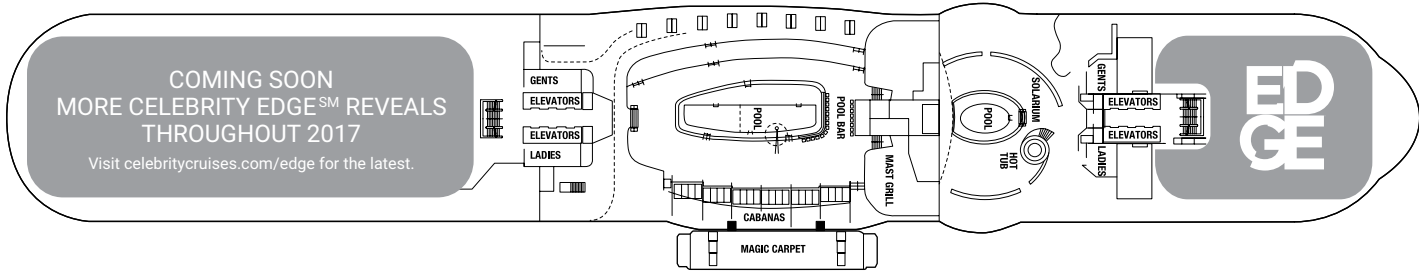
Deck 16
EV



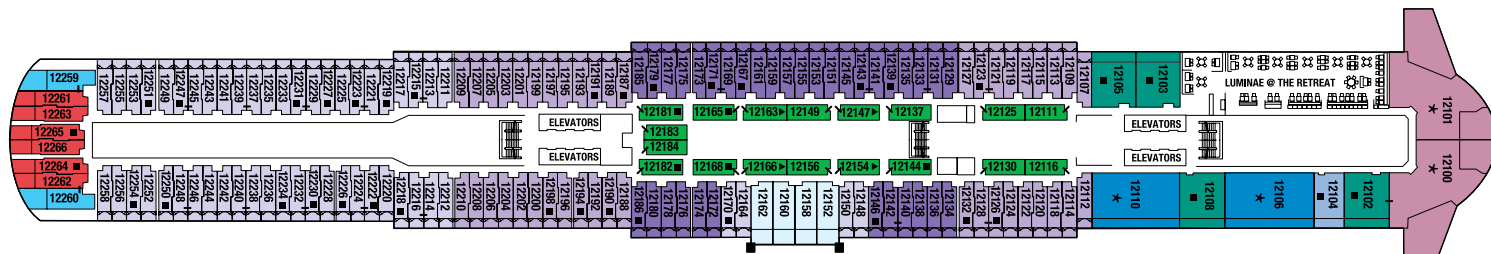
Deck 15
EV



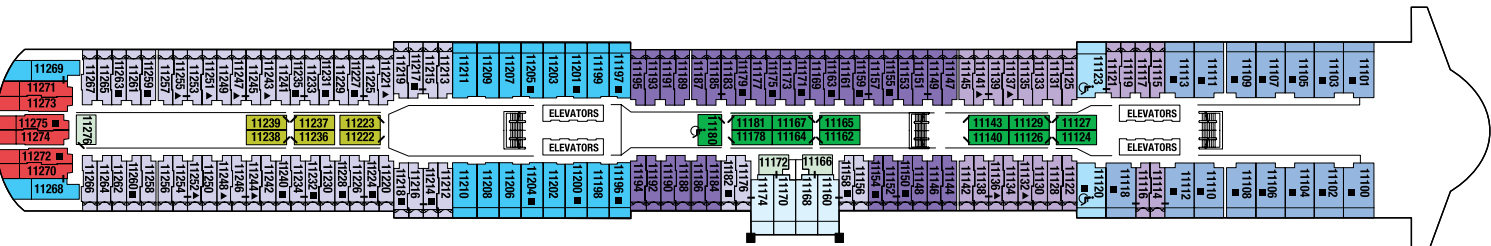
Deck 14



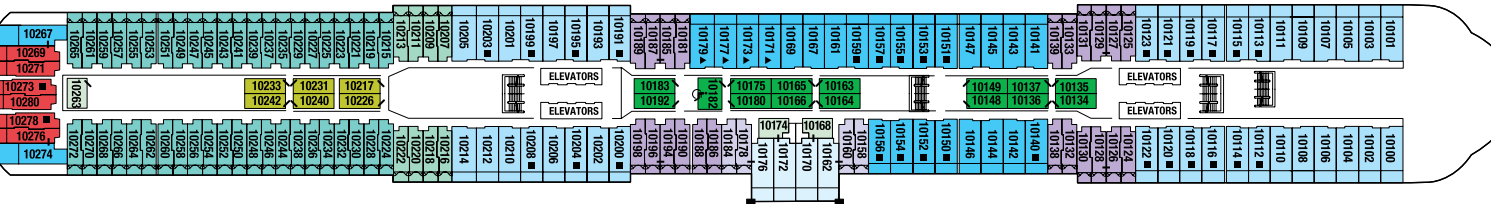
Deck 12
IC PS RS CS S1
S3 C1 C2 C3 SV
9



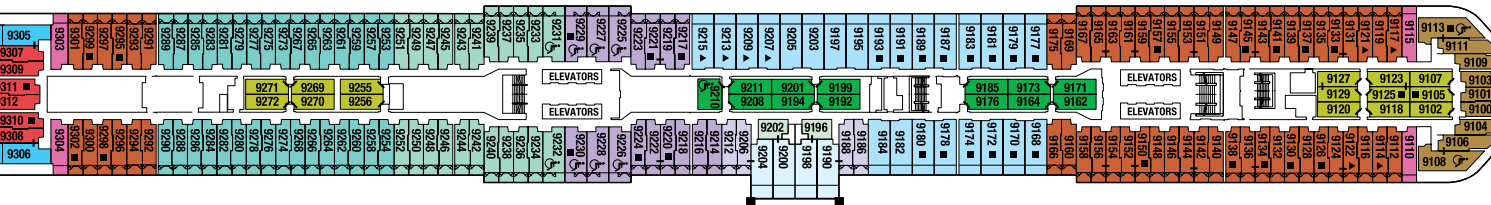
Deck 11
CS S1 S2 S3 C1
C2 C3 SV 9 10
12

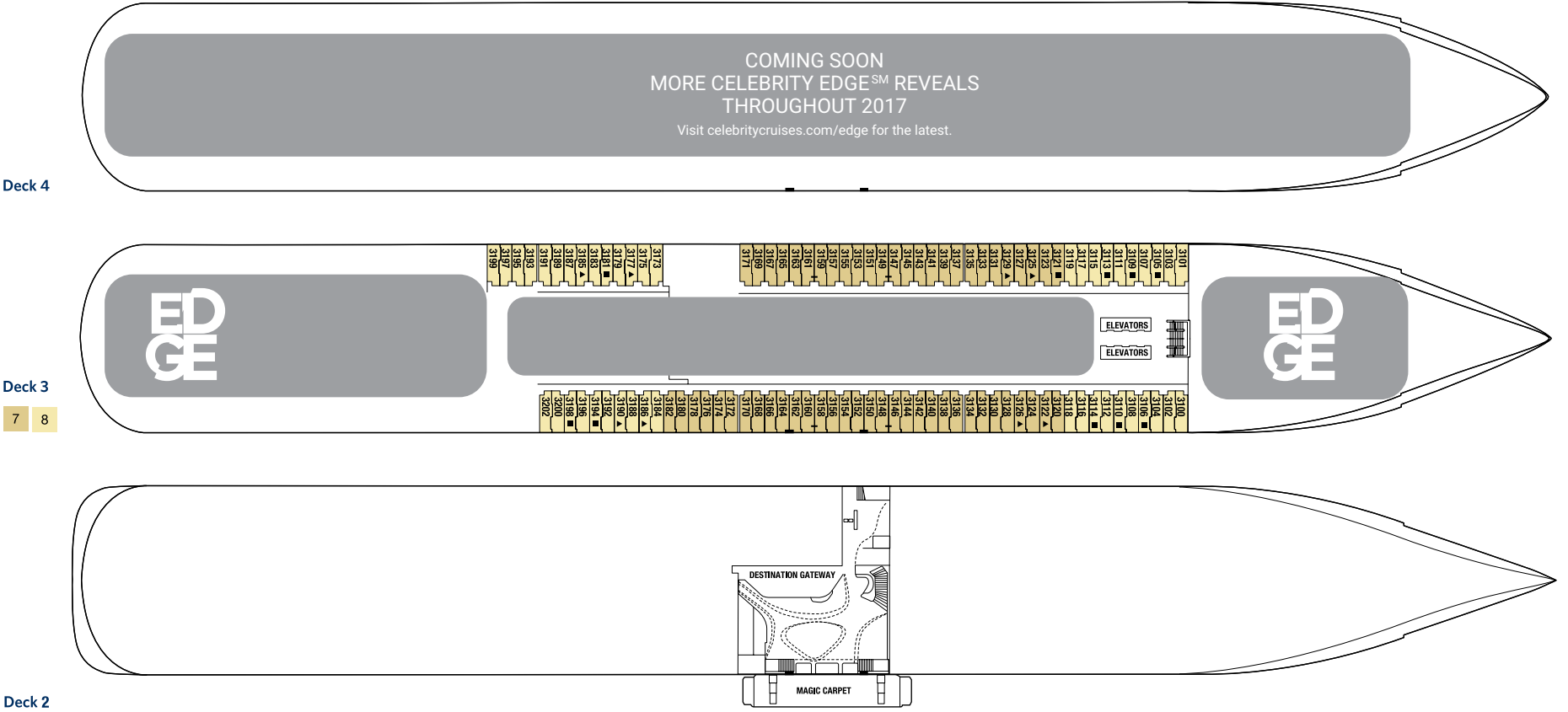
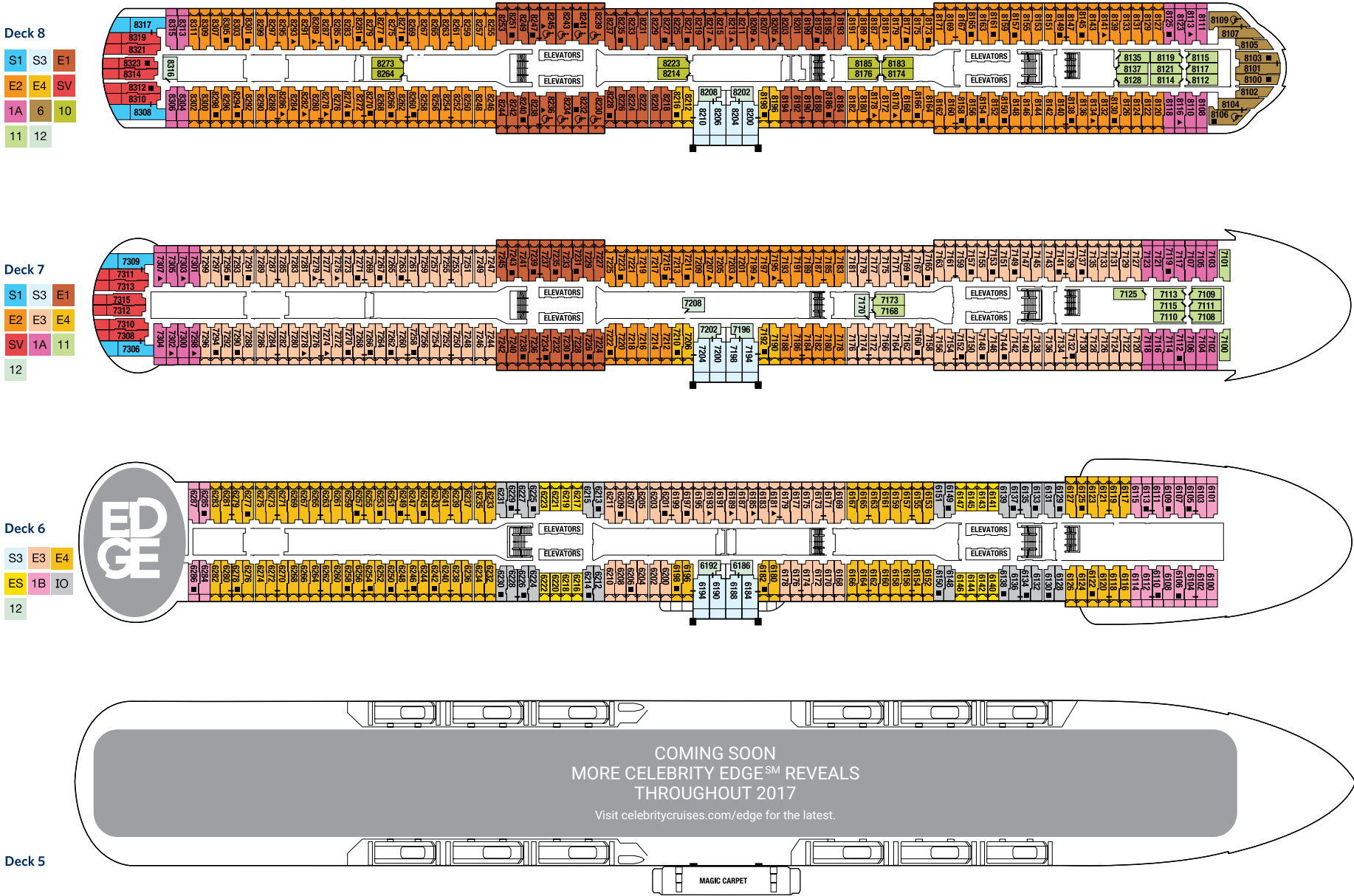


Deck 10
S1 S2 S3 A1
A2 C2 C3 SV
9 10 12



Deck 9
S1 S2 S3 A1
A2 C2 C3 E1
SV 1A 6 9
10 12





Accessible staterooms with a sofa bed accommodate a maximum of three guests.
Accessible suites with a sofa bed accommodate a maximum of four guests.
Staterooms 6198, 6196, 6182, 6180, 6128, 6129, 7247, 7225, 7165, 7244, 7222, 7210, 7206, 7192, 7190, 7158, 8196, 8198, 8212, 8216, 8228, 8246, 8255, 8237, 8173, 9160, 9186, 9188, 9206, 9212, 9224, 9242, 9241, 9223, 9169, 10224, 10198, 10184, 10178, 10160, 10158, 10132, 10215, 10189, 10133, 11220, 11194, 11182, 11176, 11158, 11156, 11122, 11221, 11195, 11125, 12107, 12187, 12219, 12112, 12148, 12150, 12164, 12170, 12188, and 12220, have partially obstructed veranda views.

CELEBRITY EDGESM
DECK PLANS

FOR THE MOST UP-TO-DATE DECK PLANS.
Visit celebritycruises.com/edge.

Visit celebritycruises.com/edge for more reveals throughout 2017.
Deck plans are not drawn to scale. Deck numbers reflect upper guest levels.
For an interactive deck plan experience, 360° virtual tours of stateroom categories, and the most up-to-date deck plans, visit celebritycruises.com.